

# BAMBINO

INSET BATH WITH TILE BEAD - Premium Sanitary Grade Acrylic, High Gloss White

Made in Australia

The Bambino's ultra- functional design makes it excellent value for home renovations. Molded arm rests sweep around from the shoulder position to provide comfort & a lumbar support cradles the back. End waste position.

- Molded arm rests
- Lumbar support
- Suitable for dual bathing
- Slip resistant pattern



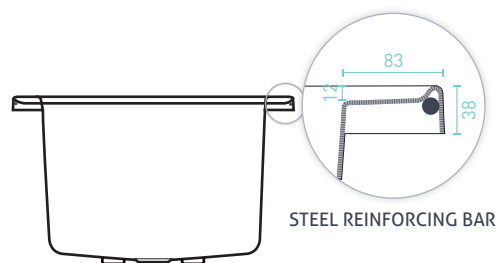
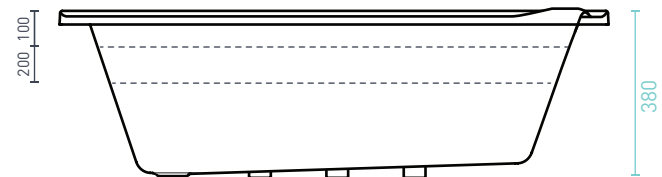
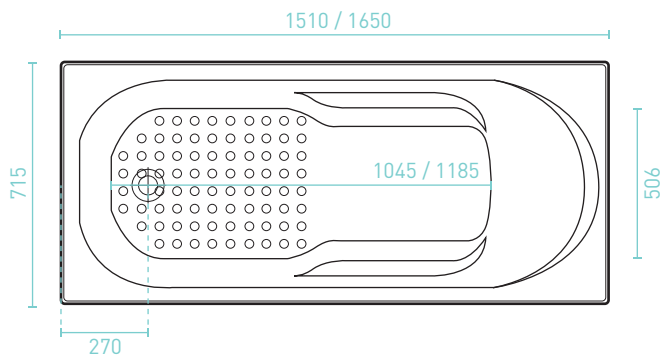
## BAMBINO BATH

SIZE (l) x (w) x (d) mm	CAPACITY*	NET WEIGHT	CODE
1510 x 715 x 380	88L	15.1kg	<b>BA1510W</b>
1650 x 715 x 380	103L	16.6kg	<b>BA1650W</b>



- 15 YR WARRANTY\*
- AS/NZ Standard 2023/1995
- Steel rod reinforced rim
- Double reinforced bath base

BAMBINO ACCESSORIES	BATH
EZI Feet	Optional
EZI Frame/Base Support Frame	Optional
Sia Headrests Black/White	Optional
Overflow	Optional
Plug & Waste	Optional



STEEL REINFORCING BAR

\*Capacity 200mm below the bath rim